


# SX-790


## Disc Padlock

### COMBINATION SET/ RESET INSTRUCTIONS

#### How to set/reset combination:

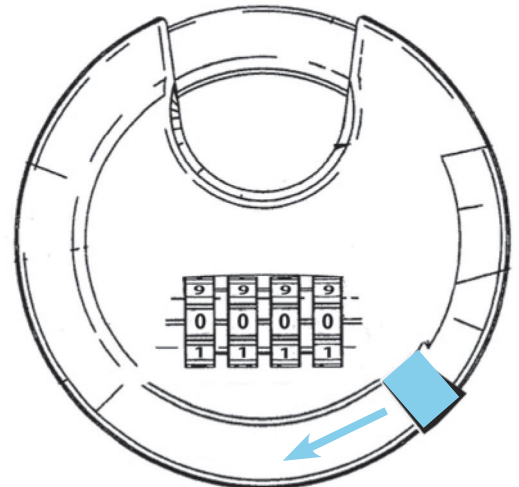
1. Turn dials to opening combination (factory default is **0-0-0-0**).
2. Slide lever **(a)** underneath combination from right to left to open shackle.
3. On back of lock, use paper clip or screw driver to turn the change/reset screw **(b)** counter clockwise 90 degrees to the horizontal position. 
4. The lock is now in reset mode. Turn dials to desired new combination.

**Note:** You will not be able to lock the padlock until you finish Step 5 below.

5. Double check that the numbers on the dials are at the desired combination. Turn change/reset screw **(b)** clockwise 90 degrees (back to original vertical position). 
6. The lock is now set to the new combination. Please write it down so it is not forgotten. You can now close the shackle and lock the padlock.

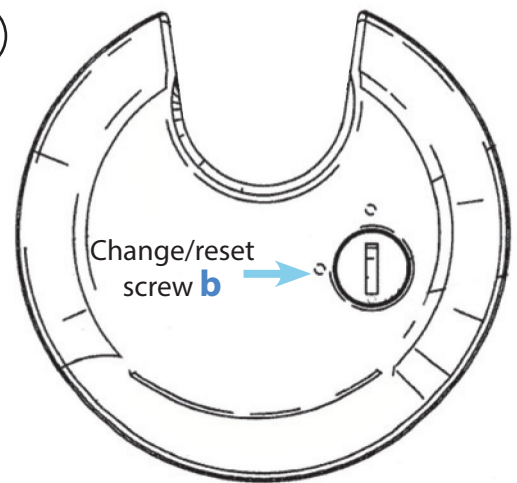
**To reset again:** In the future, to reset your combination, the dials will always first need to be on the current opening combination prior to turning the change/reset screw and attempting to reset the combination.

FRONT VIEW



Slide lever **a**  
from right to left

BACK VIEW



Change/reset  
screw **b**